

# OAPCE

## Survey Results

2024/2025






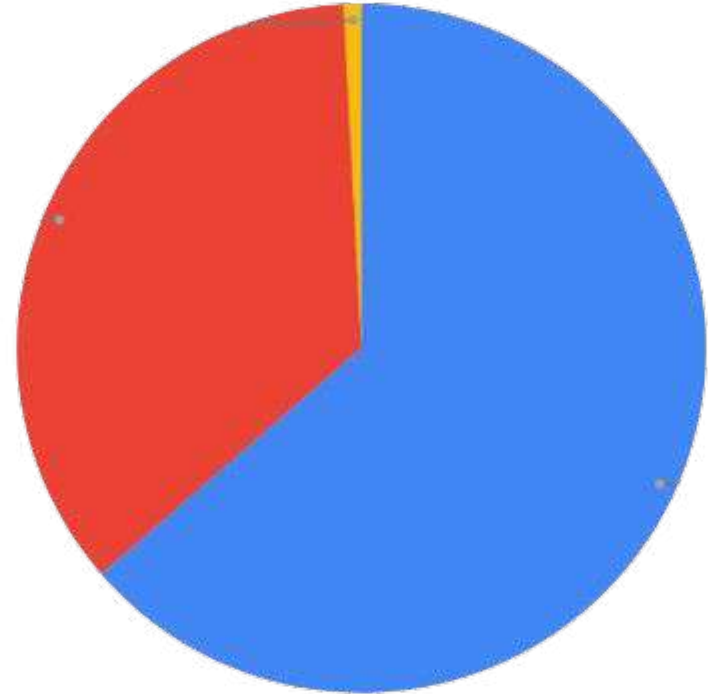


Click on image to  
open Survey  
Summary Analysis

# Has your school board or school been sharing information about bullying awareness prevention?

## Responses:

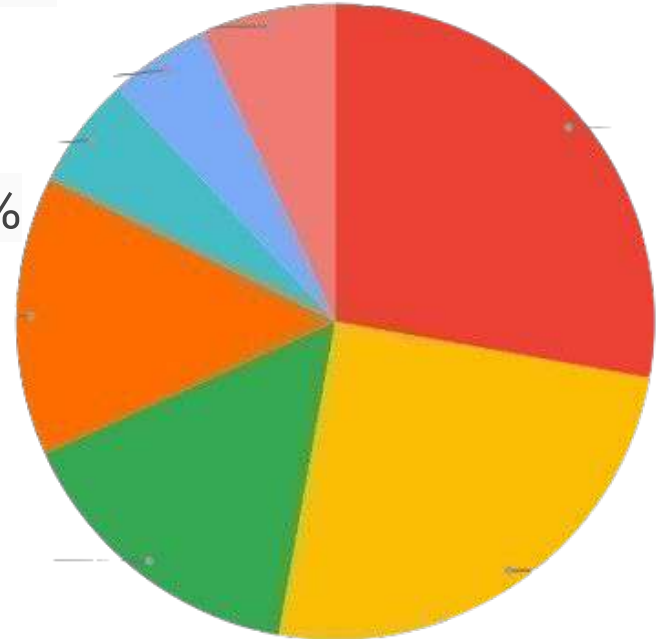
-  YES – 63.6%
-  NO – 35.6%
-  Unsure – 0.8%



# How is information about bullying shared?



## Responses:

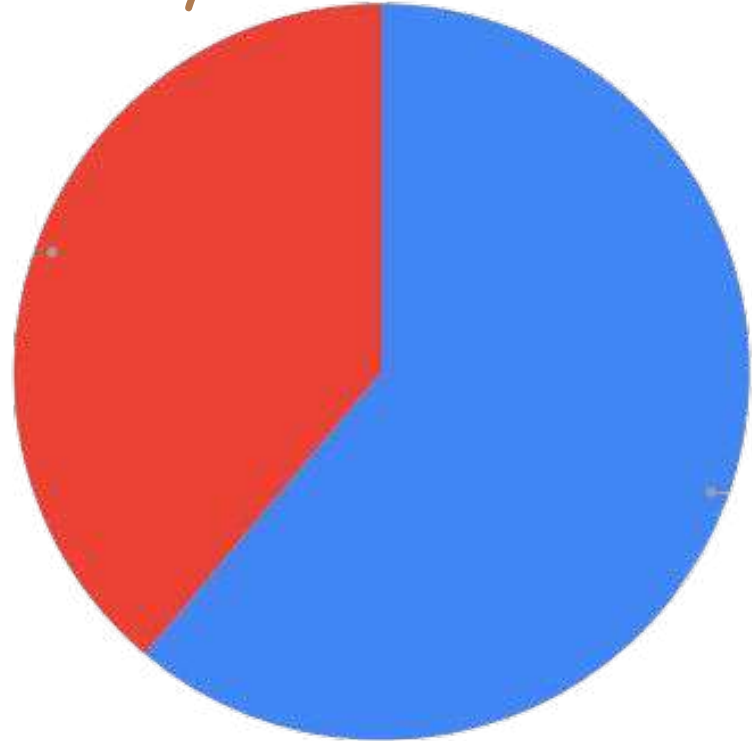
- Pink Shirt Day / Awareness Events – 27.8%
- Emails / Newsletters – 25.0%
- Guest Speakers / Workshops – 15.3%
- Classroom Lessons / Curriculum – 14.2%
- No Awareness Efforts – 6.8%
- Social Media Posts – 5.1%
- Website / Online Resources – 5.7%



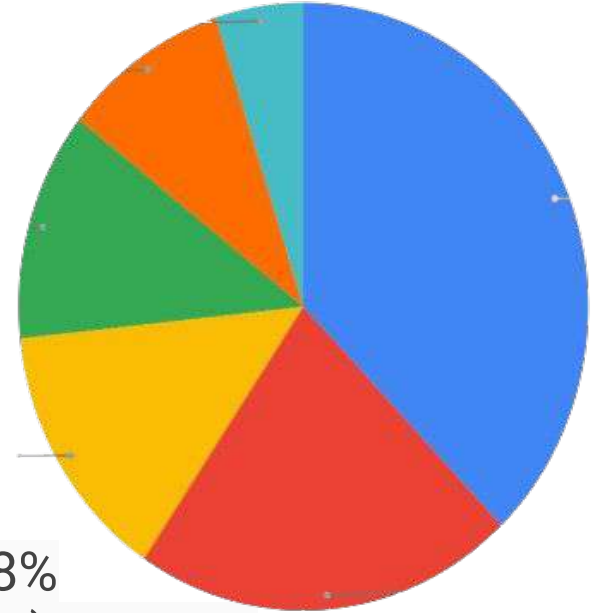
# Has your school board or school been sharing information about cyber security?

## Responses:

-  YES – 61.1%
-  NO – 38.9%



# How are Boards sharing information about cyber security?





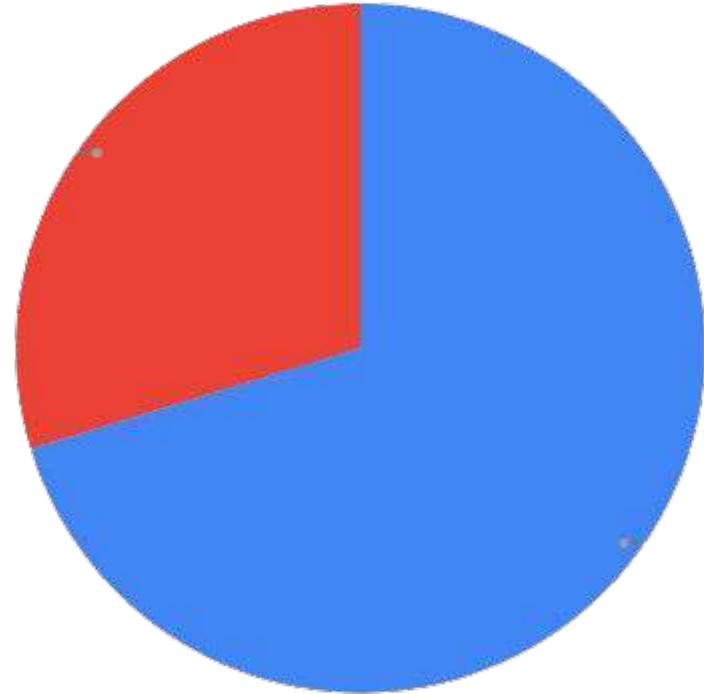
## Responses:

- Cybersecurity Breach Communication – 37.8%
- General Communication (Emails/Newsletters) – 21.7%
- Limited or Ineffective Communication – 13.9%
- Guest Speakers & Parent Info Sessions – 12.2%
- Classroom Lessons / Curriculum Integration – 9.4%
- Online Resources & School Websites – 5.0%

# Has the new cellphone and vaping ban been shared with parents at your school?

Responses:

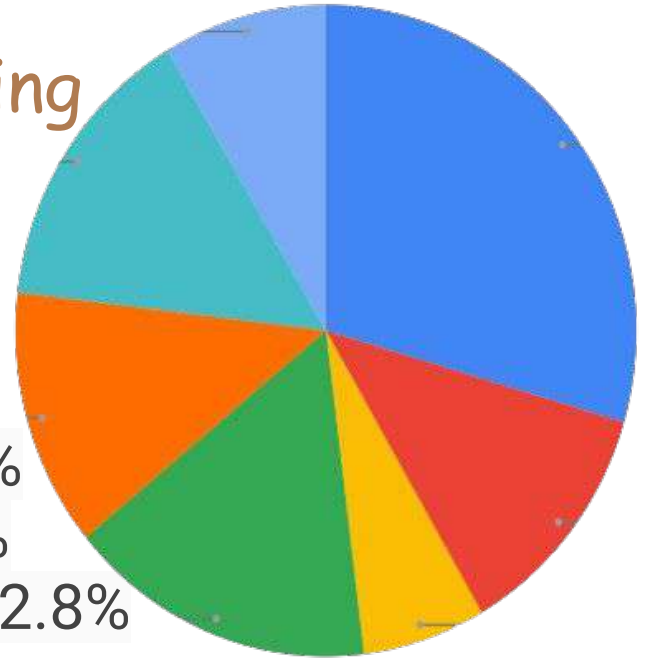
-  YES – 70.3%
-  NO – 29.7%



# Method of communication regarding cell phone and vaping ban:

## Responses:

- Email Communication – 29.5%
- Suggestions for improvement – 8.5%
- No campaign/One-Time Info – 14.6%
- Limited/Missed Communication – 12.8%
- Seen as Poorly Enforced – 16.0%
- Newsletters/School Messenger – 12.1%
- Info Sessions/CSPC/Workshops – 6.4%

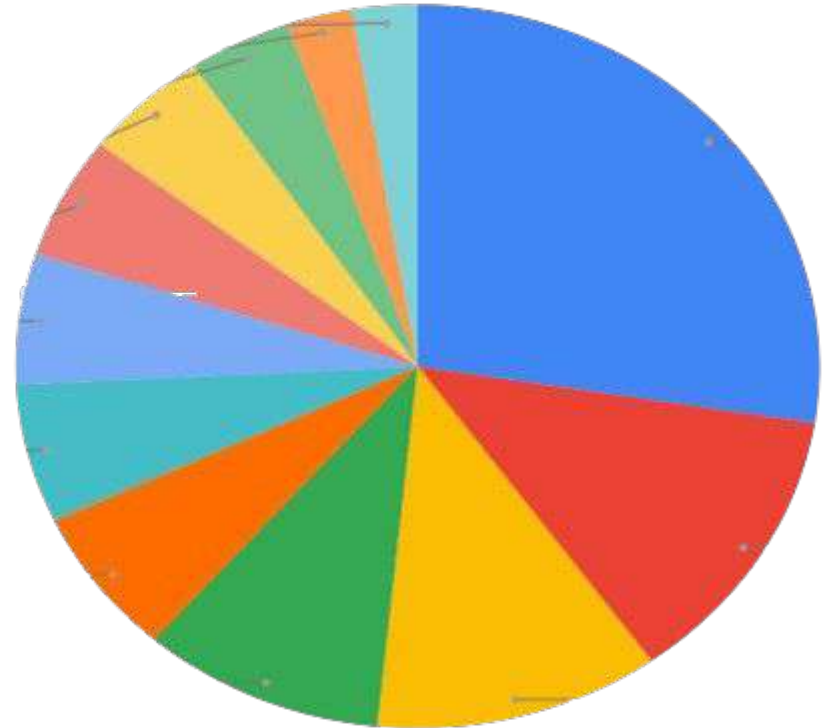




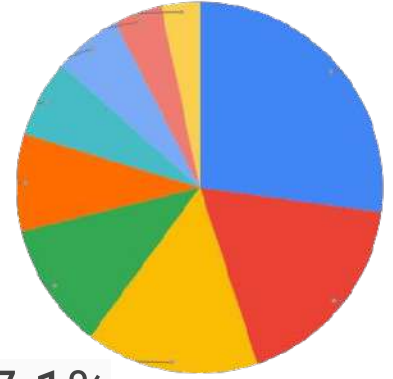
# Best practices in Catholic schools:

## Responses:

- Faith-Based Education &... – 27.5%
- Communication & Transpa... – 12.6%
- Moral Values & Discipline – 11.5%
- Community & Parental En... – 9.8%
- Inclusive Practices / Diversity – 6.6%
- Extracurricular Activities & – 6.2%
- Academic Support & Enric... – 5.8%
- Criticism / Concerns – 5.5%
- General Satisfaction / No... – 5.1%
- Social Justice & Charity Ini... – 4.1%
- Safety & Supervision – 2.6%
- Positive Teacher Relations... – 2.6%



## Parent Concerns Mentioned:



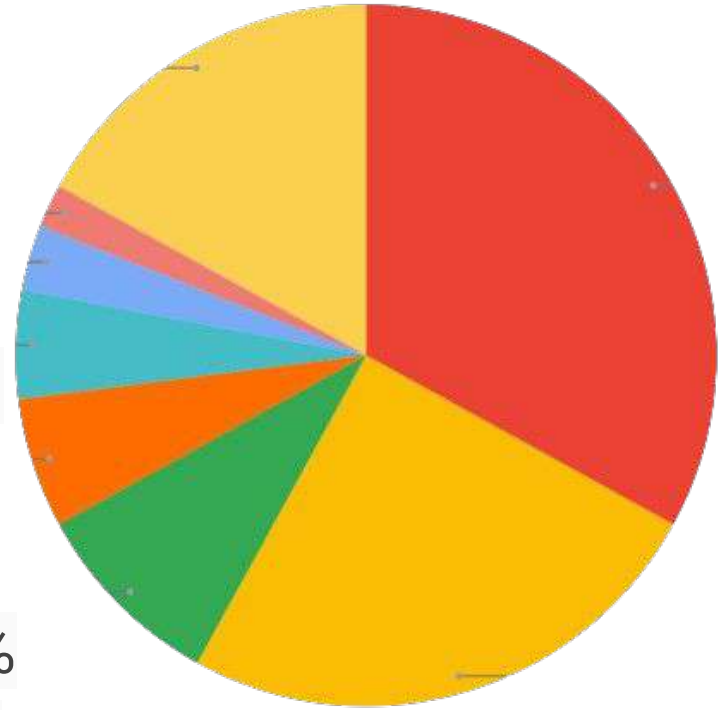
### Responses:

- Conflict Between Catholic Teachings & DEI ... – 27.1%
- Discipline, Student Behavior & Safety – 17.8%
- Loss of Catholic Identity / Religious Practice – 15.3%
- Quality of Teaching & Curriculum – 11.0%
- Mental Health, Special Ed & Support Staff – 8.5%
- Facilities & Hygiene – 6.8%
- Administration & School Policies – 5.9%
- Communication & Engagement with Parents – 4.2%
- Underfunding & Class Sizes – 3.4%

# Respondent's Board:

## Responses:

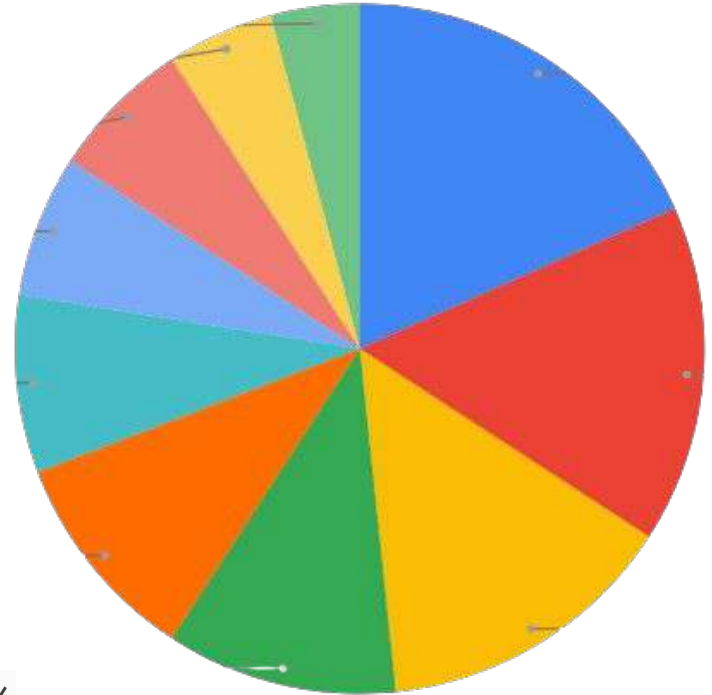
- Dufferin-Peel Catholic – 33.0%
- Toronto Catholic District – 25.0%
- Halton Catholic District – 9.0%
- Niagara Catholic District – 6.0%
- Simcoe Muskoka Catholic – 5.0%
- Waterloo Catholic District – 3.0%
- York Catholic District – 2.0%
- Other (including non-Catholic) – 17.0%



# What would you like to see from OAPCE?

## Responses:

- Faith-Based Education – 18.3%
- Academic Excellence – 15.8%
- Student Well-Being – 14.2%
- Communication and Engagement – 10.8%
- Less Politics in Class Advocacy - 10 %
- School Environment – 8.3%
- Faith-Related Curriculum – 6.7%
- School Policies and Procedures – 6.7%
- Extracurricular Activities– 5.0%
- Inclusivity and Respect for Diversity – 4.2%



# OAPCE

## Survey Summary Document

### 2024/2025

[https://docs.google.com/document/d/1if2ibbVjdBN  
ApB8o46Qr90v0Yxv\\_YRj0MuJCeVDSPhw/edit?ta  
b=t.0](https://docs.google.com/document/d/1if2ibbVjdBNApB8o46Qr90v0Yxv_YRj0MuJCeVDSPhw/edit?tab=t.0)

Thank  
you!



Your Opinion Counts